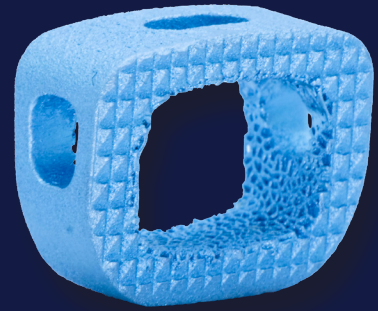




# Stabilis NF

NON-FIXATED ANTERIOR CERVICAL SYSTEM



### Maximize Patient Options

The Stabilis NF cervical system includes various footprints to provide maximum flexibility in meeting all patient needs.

### Promote Long-Term Stability



When used with supplemental fixation, the Stabilis NF system can be used to promote long term stability.

### Support Bone In-Growth

Stabilis NF's design and porous structure improve adhesion to vertebral body endplates to support bone in-growth when used with allogenic bone graft and/or autograft to facilitate fusion.

### Enable Less Patient Trauma & Surgical Team Efficiency

Simple insertion methods and easy-to-use instrumentation create less trauma for the patient and save valuable time for the surgical team.




KEY FEATURES	BENEFITS
Large Graft Window	Allows for maximum graft placement.
Enhanced Porous Structure	Designed to increase bone in-growth to bone graft and endplate.
Simple Instrumentation	Enhances surgeon efficiency and placement of interbody.

## INDICATIONS FOR USE

The Stabilis NF cervical system is **indicated for intervertebral body fusion of the spine in skeletally mature patients who have had at least six months of non-operative treatment**. The device system is designed for use with allogenic bone graft comprised of cancellous and/or corticocancellous bone graft and/or autograft to facilitate fusion. One device is used per intervertebral body space.

The Stabilis NF cervical system is **intended for use at either one level or two contiguous levels in the cervical spine, from C2 to T1, for the treatment of degenerative disc disease (DDD) with up to Grade I spondylolisthesis**. DDD is defined as back pain of discogenic origin with degeneration of the disc confirmed by history and radiographic studies. The Stabilis NF cervical system is **intended to be used with supplemental spinal fixation systems** cleared for use in the cervical spine.



### Stabilis NF

#### NON-FIXATED ANTERIOR CERVICAL SYSTEM

LORDOSIS	HEIGHT								
15°	-	-	7	8	9	10	11	12	
10°	-	6	7	8	9	10	11	12	
5°	5	6	7	8	9	10	11	12	
0°	5	6	7	8	9	10	11	12	